

DEMOLITION & **d&ri** RECYCLING INTERNATIONAL



2019

Published in the **May-June** issue of D&Ri magazine



This year's listing of global contractors by turnover finds an industry building on the confidence it has gained during the past 12 months.

America leads the contractor charge

A decade on from arguably the worst financial crisis in a lifetime, demolition looks to be converting some of the optimism attributed to it in the past 12 months into real money. That

is the verdict from this year's **dsri100**, the annual snapshot of the leading contractors by turnover. With a combined turnover of more than US\$6.4 billion (all figures quoted in this article are in US\$), the companies

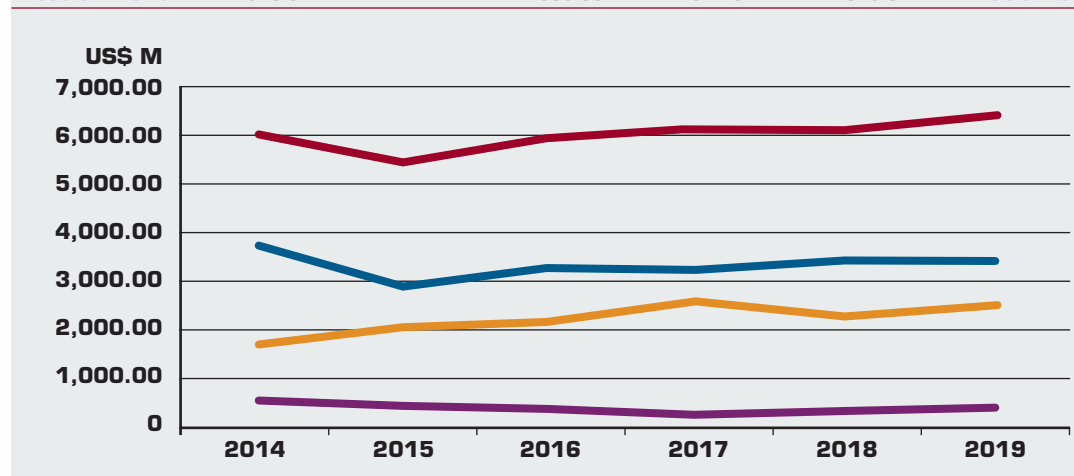
making up this year's list recorded their highest figure at any time in that decade, a whole \$1 billion higher than the level of four years ago and almost \$300 million greater than 12 months previously. The only

way, it would seem, is up.

Probing further, it was the North America who made the difference. With many of the companies involved declaring their figures at a time that coincided with the mid-point of President Trump's term of office, demolition as well as construction looks to be seeing the benefits. With a slight decline in Europe being cancelled out by a small increase in the rest of the world, the performance of US and Canadian contractors mirrored the boom in the market overall.

dsri100 YEAR ON YEAR

	2014	2015	2016	2017	2018	2019
dsri100	6,033.00	5,459.27	5,875.64	6,150.76	6,120.63	6,410.23
Europe	3,772.00	2,906.32	3,319.45	3,264.38	3,422.41	3,398.59
North America	1,732.40	2,138.68	2,186.86	2,563.44	2,322.40	2,622.44
Rest of World	528.6	414.27	369.33	322.94	375.82	389.20



POSITIONS 1 TO 10

Nine of the top 10 companies from 2018 retook their places ahead of the pack, five – including perennial leader North Star – retained their previous positions, four others moved one place either way. Germany's Freimuth bucked the trend, climbing to 8th place on the back of a 10% increase in turnover. The other major talking point was Brandenburg Industrial Service Company entering the top three after boosting

>10

dsri100 THE WORLD'S LARGEST DEMOLITION CONTRACTORS

POSITION	COMPANY NAME	LOCATION	COUNTRY	TURNOVER (US\$ M) 2017	TURNOVER (US\$ M) 2018
19 (18)					
1	North Star	New York	UNITED STATES	461.98	492.64
2	Keltbray	Esher	UNITED KINGDOM	395.00	420.00
3	Brandenburg Industrial Service Co	Chicago	UNITED STATES	208.00	222.00
4	Erith Contractors	Erith	UNITED KINGDOM	226.25	207.05
5	DH Griffin Wrecking Co	Greensboro	UNITED STATES	171.00	170.93
6	Beelen Sloopwerken	Harderwijk	NETHERLANDS	152.98	167.35
7	Penhall	Anaheim	UNITED STATES	EST 170.00	EST 150.00
8	Freimuth Abbruch und Recycling	Bülkau	GERMANY	EST 134.40	148.59
9	McGee Group	Wembley	UNITED KINGDOM	140.60	143.72
10	AF Gruppen	Oslo	NORWAY	138.14	136.11

POSITION		COMPANY NAME	LOCATION	COUNTRY	TURNOVER (US\$ M) 2017	TURNOVER (US\$ M) 2018
11	8	Wanty SA	Binche	BELGIUM	144.26	135.72
12	16	Delete Group	Helsinki	FINLAND	93.24	126.59
13	13	Hagedorn Unternehmensgruppe	Gütersloh	GERMANY	117.60	125.19
14	12	Cardem	Bischheim	FRANCE	119.49	123.33
15	28	Delsan AIM	Montréal	CANADA	59.22	101.05
16	15	Manafort Brothers	Plainville	UNITED STATES	106.19	100.00
17	NEW	Select Demo Services	Salem	UNITED STATES		94.00
18	19	Bierlein Companies	Midland	UNITED STATES	86.70	92.45
19	14	Max Wild	Berkheim	GERMANY	116.40	92.43
20	42	Ferma Corporation	Mountain View	UNITED STATES	42.00	91.00
21	20	Liberty Industrial	Glebe	AUSTRALIA	73.87	86.19
22	23	Brown and Mason	Dartford	UNITED KINGDOM	69.56	85.15
23	18	Envirocon	Boston	UNITED STATES	90.55	80.00
24	17	McMahon Services	Dry Creek	AUSTRALIA	91.30	73.94
25	25	Scudder Demolition	London	UNITED KINGDOM	66.50	65.79
26	22	MCM Management Corporation	Bloomfield Hills	UNITED STATES	71.72	61.00
27	24	ETS Genier Deforge	Magny Les Hameaux	FRANCE	68.18	60.72
28	31	Raz-Max	St Petersburg	RUSSIA	54.70	60.60
29	27	Priestly Demolition	King, Ontario	CANADA	60.98	60.56
30	35	Ferraro Group	Neunkirchen	GERMANY	47.88	54.99
31	47	Cantillon	Watford	UNITED KINGDOM	40.73	52.98
32	NEW	Veit	Rogers	UNITED STATES		52.90
32	26	Nabekai Corporation	Tokyo	JAPAN	62.16	52.00
34	32	Deconstruct UK	London	UNITED KINGDOM	50.52	51.89
35	62	Adamo Group	Detroit	UNITED STATES	31.23	50.60
36	96	777 Group	Croydon	UNITED KINGDOM	19.82	EST 50.00
37	21	DSM Demolition	Birmingham	UNITED KINGDOM	72.96	49.19
38	30	Despe	Torre de Roveri	ITALY	EST 54.76	49.14
39	67	Independence Excavating	Independence	UNITED STATES	29.00	EST 47.00
40	NEW	Remedial Construction Services	Houston	UNITED STATES		46.50
41	39	PP O'Connor	Manchester	UNITED KINGDOM	46.18	44.40
42	40	North American Dismantling Corp	Lapeer	UNITED STATES	45.00	44.20
43	42	Total Wrecking & Environmental	Tonawanda	UNITED STATES	42.00	44.00
44	34	Squibb Group	Stanford le Hope	UNITED KINGDOM	49.45	42.19

turnover by almost 7%. Projects included the demolition and environmental remediation of a coal-fired generating station on the Delaware River, while the company's work on the \$32 million Bannister Federal Complex was shortlisted in the Industrial Demolition category of the 2018 World Demolition Awards.

Elsewhere, Beelen Sloopwerken of the Netherlands recorded the single biggest surge in revenue, at more than 9%, which took

its turnover to more than \$160 million and was enough for the company to climb a place to sixth. Building on a 15% increase in turnover from 2016 to 2017, Beelen invested in fleet including a Liebherr tower crane and a Husqvarna demolition robot.

POSITIONS 11 TO 20

For the second consecutive year, this section of the list provided the highest new entrant, in this case the USA's Select Demo Services.

During 2018 the company performed one of the largest, most labour-intensive demolition, abatement and clean-up projects in the history of Massachusetts state with its

involvement in the Columbia gas explosion clean-up. The disaster killed one person, injured 25 others, damaged and destroyed dozens of homes and businesses and displaced thousands of

>13

“ Select Demo Services performed one of the largest demolition abatement and clean-up projects in the history of Massachusetts ”



Central Demolition completed several projects in Scotland in 2018 and invested around £2 million (US\$2.6 million) in its fleet

One of the worlds largest decommissioning, dismantling and demolition contractors

Brown and Mason Ltd was formed in 1959, when the managing director's grandfather started out with just £400. Now, 60 years later, the company has established itself as one of the largest demolition contractors in Europe and world leaders in the field of controlled explosive demolition.

During the course of the companies history the types of projects have been varied from City demolition, Industrial Dismantling, asbestos removal and to date the total demolition of 55 power stations.

For all your demolition requirements and free budgetary advice call BAM



As well as the 55 power stations we have completed some landmark projects that include: Demolition of the first multi-storey building on the Paternoster Square development close to St Pauls Cathedral in London, and the asbestos removal and demolition of the former department of Environment's offices in Marsham Street, London.



Our Services Include:

- Controlled Explosive Demolition
- Industrial Dismantling and Decommissioning
- Decontamination, Chemical, Pharmaceutical, Hydrocarbons
- Demolition, all types of projects undertaken.
- Asbestos removal
- Nuclear Decommissioning, dismantling and demolition.
- Marine Decommissioning and Dismantling
- Excavation and Remediation
- Asset Recovery, maximising value in scrap metal.
- Engineering Services, including design, fabrication and erection service for façade retention
- Preconstruction advice, free confidential budgetary advice on costing and programming





QI442 IMPACTOR THE NEXT GENERATION



Sandvik QI442 mobile impact crusher is a pioneering solution offering primary and secondary crushing in one unit. This upgraded 2-Series model features the newly developed CI621 Prisec technology which comes with a host of innovations for improved efficiency and greater safety during maintenance. It offers you the flexibility to work in open or closed circuit, with the optional double deck hanging screen enabling rapid set-up in less than 30 minutes. Fitted with My Fleet remote monitoring system as standard, the QI442 offers one of the most flexible and efficient mobile crushing solutions for large scale operators worldwide.

POSITION		COMPANY NAME	LOCATION	COUNTRY	TURNOVER (US\$ M) 2017	TURNOVER (US\$ M) 2018
19	(18)					
45	44	Hughes and Salvidge	Portsmouth	UNITED KINGDOM	41.44	42.16
46	64	Occamat	Noyant	FRANCE	30.99	42.12
47	45	R Collard	Hook	UNITED KINGDOM	41.43	42.08
48	54	Avenir Deconstruction	Artigues	FRANCE	37.23	41.85
49	NEW	Fabio Bruno Construcões	Rio de Janeiro	BRAZIL		41.01
50	NEW	Precision Demolition	Lewisville	UNITED STATES		41.00
51	51	Thompsons of Prudhoe	Prudhoe	UNITED KINGDOM	38.86	40.38
52=	48	ARC Abatement	Waco	UNITED STATES	40.43	40.00
52=	NEW	Demex	Chicoutimi	CANADA		40.00
52=	36	Murray Demolition	Etobicoke	CANADA	47.43	^{EST} 40.00
55	38	Nasdi	Woburn	UNITED STATES	46.34	39.00
56	60	Moß Abbruch Erdbau Recycling	Lingen	GERMANY	32.52	38.96
57	50	G Tscherning	Hedehusene	DENMARK	38.94	38.61
58	55	F&R Industriedemontage und Abbruch	Neukirchen	GERMANY	35.79	37.84



McGee Group cemented another year in the top 10 with contracts including major works for The Londoner hotel at the United Kingdom capital's Leicester Square

people from their homes. The project for Select Demo originally consisted of the removal of gas appliances, but the company says the general contractor and client were so impressed with production that they increased scope to include asbestos abatement of more than 7,500 houses.

The company that enjoyed the

distinction of highest new entrant a year ago, the Delete Group of Finland, built on that success with a rise of four places to 12th and a move in dollar turnover terms from eight to nine figures, while other European contractors Cardem (France) and Hagedorn Unternehmensgruppe (Germany) posted more modest increases.

Away from Select Demo, the main mover and shaker was Canada's Delsan-AIM, which broke into the top 20 after a range of high-profile hospital, generating station and refinery projects as well as the major civil construction initiative at the Turcot Interchange in Quebec.

The company also invested more than \$5 million in fleet during 2018.

POSITIONS 21 TO 50

To find an example of the unforgiven nature of the **dsri 100**, look no further than Liberty Industrial of Australia.

Despite a year-on-year turnover increase of more than \$12 million, or more than one-

>14

“ Delsan AIM broke into the top 20 after a range of high-profile projects and also invested more than \$5 million in fleet during 2018 ”

TOP 20 COMPANIES IN NORTH AMERICA

POSITION		COMPANY NAME	COUNTRY	TURNOVER (US\$ M) 2018
19	(18)			
1	1	North Star	UNITED STATES	492.64
2	2	Brandenburg Industrial Service Co	UNITED STATES	222.00
3	3	DH Griffin Wrecking Co	UNITED STATES	170.93
4	4	Penhall	UNITED STATES	^{EST} 150.00
5	10	Delsan AIM	CANADA	101.05
6	5	Manafort Brothers	UNITED STATES	100.00
7	NEW	Select Demo Services	UNITED STATES	94.00
8	7	Bierlein Companies	UNITED STATES	92.45
9	15=	Ferma Corporation	UNITED STATES	91.00
10	6	Envirocon	UNITED STATES	80.00
11	8	MCM Management Corporation	UNITED STATES	61.00
12	9	Priestly Demolition	CANADA	60.56
13	NEW	Veit	UNITED STATES	52.90
14	19	Adamo Group	UNITED STATES	50.60
15	NEW	Independence Excavating	UNITED STATES	^{EST} 47.00
16	NEW	Remedial Construction Services	UNITED STATES	46.50
17	14	North American Dismantling Corp	UNITED STATES	44.20
18	15=	Total Wrecking & Environmental	UNITED STATES	44.00
19	NEW	Precision Demolition	UNITED STATES	41.00
20	17	ARC Abatement	UNITED STATES	40.00
				2081.83

				TURNOVER (US\$ M)	TURNOVER (US\$ M)
POSITION					
19	(18)	COMPANY NAME	LOCATION	COUNTRY	2017
59	41	Takayama Kogyo	Tokyo	JAPAN	44.77
60	29	John F Hunt	Grays	UNITED KINGDOM	57.72
61	52	Marutone Apex	Tokyo	JAPAN	38.55
62	59	MGL Demolition	Durham	UNITED KINGDOM	32.41
63	53	Matsuda City Development	Fukuoka	JAPAN	37.53
64	57	Prangenberg & Zaum	Dusseldorf	GERMANY	32.72
65	58	Central Environmental Inc	Anchorage	UNITED STATES	32.60
66	46	DDM	De Meern	NETHERLANDS	41.20
67	56	AWR Abbruch	Urmitz	GERMANY	35.52
68	71	Sungdo Construction	Seoul	SOUTH KOREA	27.64
69	65	Syd Bishop	Orpington	UNITED KINGDOM	30.34
70	85	AR Demolition	Nuneaton	UNITED KINGDOM	23.68
					EST 30.00

The redevelopment of Vancouver, Canada helped Pacific Blasting & Demolition break into the top 100

sixth of its 2017 figure – enough to get a place in the top 10 biggest annual revenue rises in percentage terms – the company dropped out of the top 20. Projects included the Munmorah and Dampier power stations and the Macquarie coal preparation plant, while the company backed up investment in fleet with new computer and global positioning system technologies.

Joining Liberty just outside the top 20, and reporting a hefty turnover increase of its own,



was the United Kingdom-based contractor Brown & Mason, whose progress was based on a large portfolio of industrial demolition projects, often

including expertise in explosives for which the company has a specialist division. Though headquartered in the south east of England, projects such as

the Longannet power station in Scotland showed a true national presence that contributed towards an eventual turnover increase of more than 20%.

The lower end of the top half became the new home of Occamat (46th), who outstripped both Liberty and Brown & Mason for percentage growth during the year. Two places lower found another French company, Avenir Deconstruction, whose 12% improvement provided more encouraging news for a once-depressed national market.

Completing the top 50 was Brazil's Fabio Bruno Construções, returning to the **d&ri100** after an absence during which it suffered more than most during the country's economic difficulties but has now recovered sufficiently to open a new operation in the USA.

POSITIONS 51 TO 75

The halfway point of this year's list, in revenue terms, was \$41 million. This was \$1.5 million up on 2018 and the trend continued in 51st place, where the same company as last year – Thompsons of Prudhoe –

>17

TOP 20 COMPANIES IN EUROPE

POSITION				TURNOVER (US\$ M)
19	(18)	COMPANY NAME	COUNTRY	2018
1	1	Keltbray	UNITED KINGDOM	^{EST} 420.00
2	2	Erith Contractors	UNITED KINGDOM	207.05
3	3	Beelen Sloopwerken	NETHERLANDS	167.35
4	7	Freimuth Abbruch und Recycling	GERMANY	148.59
5	5	McGee Group	UNITED KINGDOM	143.72
6	6	AF Gruppen	NORWAY	136.11
7	4	Wanty SA	BELGIUM	135.72
8	11	Delete Group	FINLAND	126.59
9	9	Hagedorn Unternehmensgruppe	GERMANY	125.19
10	8	Cardem	FRANCE	123.33
11	10	Max Wild	GERMANY	92.43
12	13	Brown and Mason	UNITED KINGDOM	85.15
13	15	Scudder Demolition	UNITED KINGDOM	65.79
14	14	ETS Genier Deforge	FRANCE	60.72
15	18	Raz-Max	RUSSIA	60.60
16	NEW	Ferraro Group	GERMANY	54.99
17	NEW	Cantillon	UNITED KINGDOM	52.98
18	19	Deconstruct UK	UNITED KINGDOM	51.89
19	NEW	777 Group	UNITED KINGDOM	^{EST} 50.00
20	12	DSM Demolition	UNITED KINGDOM	49.19
				2357.39




Brazilian contractor Fabio Bruno Construções returned to the **d&ri100** listing this year

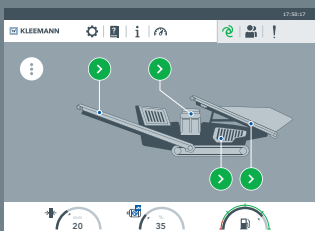


INSTRUCTIONS?

SPECTIVE - THE NEW, INNOVATIVE OPERATING CONCEPT.



 SPECTIVE





SPECTIVE. Some things are so simple, they don't need explaining. Until recently, mobile crushers haven't been one of those things. But now, there's SPECTIVE: the new, innovative operating concept from KLEEMANN. Clear operating instructions and pictograms actively support the user in finding just the right setting to take on any task - quickly, precisely and very simply via touch screen. Complex functions, operated intuitively - with SPECTIVE! Time to get started!

 www.kleemann.info/spective

Setting the standards in demolition since 1924, we are a leading demolition and deconstruction contractor.

Our range of specialist services includes top down demolition, structural demolition, land remediation, façade retention, temporary works, enabling works, soft strip and asbestos removal. Delivered as either a principal contractor, trade/package contractor or subcontractor, providing high-quality, bespoke solutions to the challenges faced by our clients.

Tel: 020 8900 0221 | www.careysplc.co.uk/scudder-demolition

  @careygroupplc

				TURNOVER	TURNOVER	
POSITION				(US\$ M)	(US\$ M)	
19	(18)	COMPANY NAME	LOCATION	COUNTRY	2017	2018
71	80	Boverhoff	Heerde	NETHERLANDS	24.90	29.51
72	61	JH Laarakkers	Sambeek	NETHERLANDS	31.69	29.25
73	63	O'Rourke Wrecking Company	Cincinatti	UNITED STATES	31.00	29.00
74=	84	Concrete Cutting and Breaking	Grand Rapids	UNITED STATES	24.05	28.00
74=	NEW	Interior Specialists Inc	White Marsh	UNITED STATES		28.00
76	70	Central Demolition	Bonnybridge	UNITED KINGDOM	28.12	27.46
77	69	Vlasman Betonbewerkings	Alphen aan den Rijn	NETHERLANDS	28.13	27.17
78	77	Cawarden Group	Derby	UNITED KINGDOM	25.46	26.46
79	NEW	Pacific Blasting & Demolition	Burnaby	CANADA		26.00
80	93	Wooldridge Ecotec	Bagshot	UNITED KINGDOM	20.72	25.74
81	NEW	John Stacey & Sons	Tadley	UNITED KINGDOM		25.63
82=	81	American Wrecking	South El Monte	UNITED STATES	24.78	25.00



A seaside demolition job for EnviroVantage of the USA

“ If Europe can match some of the revenue increases across the Atlantic, the next 12 months could be even more positive ”

posted a similar increase. The third quartile featured several solidly performing European contractors. Moß Abbruch, F&R Industriedemontage, MGL Demolition and Boverhoff,

whose projects included three separate hospital demolitions and a railway depot.

Also populating this part of the **dsri 100** were companies from Canada, Japan and South Korea. The \$28 million earned by 75th place Interior Specialists Inc was more than \$2 million higher than Sauer Bau's total to achieve the equivalent position a year ago.

TOP 10 PERCENTAGE REVENUE INCREASE

POSITION	COMPANY NAME	COUNTRY	PERCENTAGE INCREASE
1	Delsan AIM	CANADA	70.63
2	Adamo Group	UNITED STATES	62.02
3	Occamat	FRANCE	35.91
4	Delete Group	FINLAND	35.77
5	Cantillon	UNITED KINGDOM	30.08
6	Wooldridge Ecotec	UNITED KINGDOM	24.23
7	Brown and Mason	UNITED KINGDOM	22.41
8	Moß Abbruch Erdbau Recycling	GERMANY	19.80
9	Boverhoff	NETHERLANDS	18.51
10	Liberty Industrial	AUSTRALIA	16.68

POSITIONS 76 TO 100

Notable among the new names was that of Ambigroup, which occupied 88th place. Its native Portugal has never been considered a hotbed of demolition, but the company was noticed enough to become involved alongside Maxam in the Elcogas integrated

>18

TOP 10 INCREASE IN TURNOVER US\$M

POSITION	COMPANY NAME	COUNTRY	TURNOVER INCREASE (US\$ M)
1	Delsan AIM	CANADA	41.83
2	Delete Group	FINLAND	33.35
3	North Star	UNITED STATES	30.66
4	Adamo Group	UNITED STATES	19.37
5	Brown and Mason	UNITED KINGDOM	15.59
6	Beelen Sloopwerken	NETHERLANDS	14.37
7	Brandenburg Industrial Service Co	UNITED STATES	14.00
8	Liberty Industrial	AUSTRALIA	12.32
9	Cantillon	UNITED KINGDOM	12.25
10	Occamat	FRANCE	11.13

Excludes new entries and estimated totals

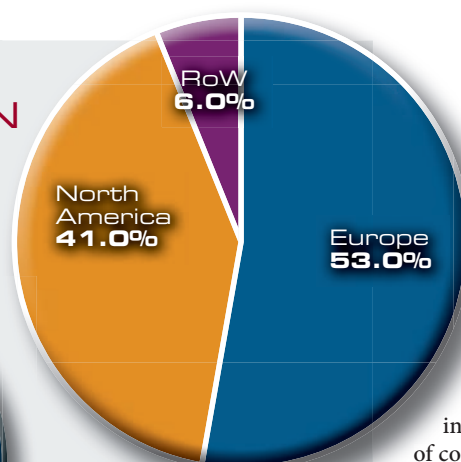
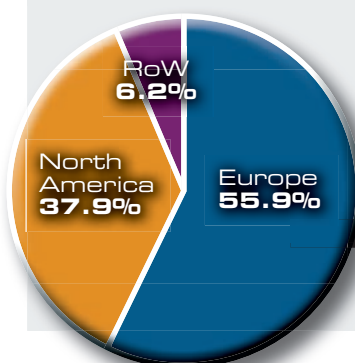


USA-based contractor O'Rourke numbered public and private clients among its projects during the past 12 months

POSITION		COMPANY NAME	LOCATION	COUNTRY	TURNOVER (US\$ M)	TURNOVER (US\$ M)
19	(18)				2017	2018
82=	66	Homrich Wrecking	Carleton	UNITED STATES	29.69	25.00
82=	73	Kroeker Inc	Fresno	UNITED STATES	26.26	25.00
82=	79	Sabre Demolition	Warners	UNITED STATES	25.04	25.00
86	NEW	B&B Wrecking	Cleveland	UNITED STATES		24.80
87	75	Sauer Bau und Projektentwicklung	Starnberg	GERMANY	25.80	24.57
88	NEW	Ambigroup	Arranho	PORTUGAL		24.42
89	74	American Demolition Corporation	Elgin	UNITED STATES	25.81	24.00
90	91	Plannerer	Pullenreuth	GERMANY	21.48	23.90
91	82	KDC Contractors	Manchester	UNITED KINGDOM	24.58	23.75
92	78	Dickens Quality Demolition	Phoenix	UNITED STATES	25.16	23.00
93=	33	Cherry Companies	Houston	UNITED STATES	EST 50.00	22.00
93=	85=	National Wrecking Company	Chicago	UNITED STATES	23.68	22.00
95	49	Coleman & Company	Birmingham	UNITED KINGDOM	39.47	21.61
96	NEW	Dem-Master	Bathgate	UNITED KINGDOM	16.33	21.54
97	NEW	TH Ruckbau	Bonningstedt	GERMANY		21.06
98=	88	Pece of Mind	Orlando	UNITED STATES	22.20	21.00
98=	95	EnviroVantage	Epping	UNITED STATES	EST 20.00	EST 21.00
100	92	Berg Corporation	Baltimore	UNITED STATES	21.00	20.01

REGIONAL BREAKDOWN

2018

Total Revenue
US\$M 6,410.23


2017

Total Revenue
US\$M 6,120.63

United Kingdom-based Cawarden bought a new £1.5 million (US\$2 million) high reach during 2018

combined cycle power plant dismantling project (featured in the March 2019 issue of Demolition & Recycling International) in neighbouring Spain as well as domestic projects.

The presence of so many new entrants inevitably reduces the number of companies in this section with large turnover increases, but Wooldridge Ecotec of the United Kingdom and Germany's Plannerer both managed double-digit rises to emphasise that the industry's improvement during



2018 went all the way down the **d&ri 100**.

Not surprisingly, the make up of this year's listing, and the activity within it, means the regional breakdown looks a bit different from a year ago.

Specifically, the difference works in favour of North America, which now makes up 41% of the total compared to under 38% in 2018.

Europe, by contrast, saw its market share fall from close to 56% to a more modest 53%.

This was repeated in the major companies from each area.

In terms of the top 20 companies on each continent, those in North America were responsible for combined sales of \$2.08 billion, or an almost 10% increase on the total last year.

But the finest of Europe, its top 20, despite achieving \$2.36 billion between them, posted

NEW ENTRIES

POSITION	COMPANY NAME	COUNTRY	TURNOVER (US\$ M) 2018
17	Select Demo Services	UNITED STATES	94.00
32=	Veit	UNITED STATES	52.90
40	Remedial Construction Services	UNITED STATES	46.50
49	Fabio Bruno Construcoes	BRAZIL	41.01
50	Precision Demolition	UNITED STATES	41.00
52=	Demex	CANADA	40.00
74=	Interior Specialists Inc	UNITED STATES	28.00
79	Pacific Blasting & Demolition	CANADA	26.00
81	John Stacey & Sons	UNITED KINGDOM	25.63
86	B&B Wrecking	UNITED STATES	24.80
88	Ambigroup	PORTUGAL	24.42
96	Dem-Master	UNITED KINGDOM	21.54
97	TH Ruckbau	GERMANY	21.06



The Erith Group have over a half century of complex enabling works experience, now occupying the position of the World's 3rd largest demolition contractor.

Erith are proud to have recently won the RoSPA Gold Award as well as being recognised with the CN Specialists Awards for Training Excellence and World Demolition Awards for; Urban Demolition over US\$10M and Safety Training – as well as receiving a highly commended for Civil Demolition.

Demolition | Asbestos Removal | Infrastructure | Haulage and Logistics | Design Engineering | Training



For more information, call us on: **0370 950 8800**, email: **bd@erith.com**, or visit: **www.erith.com**

Extra information

Many of the companies featured in the **dsri100** have supplied videos and/or photographs of projects they have been involved in. To see these, please visit www.khl.com

Currency conversion

Exchange rates used to convert domestic currencies to US dollars are from a rolling five-year average between 2014 and 2018.

Sourcing the data

D&Ri invites and welcomes all demolition contractors worldwide to supply turnover data for the **dsri100** and the majority of the figures quoted are sourced by this method. Others are made up of reasonable estimates derived from company or financial websites or other online coverage of the demolition industry.

If you are not included

To receive an entry form for the **dsri100** 2020, please contact steve.ducker@khl.com

SELECTED COMPANIES OUTSIDE TOP 100

COMPANY NAME	LOCATION	COUNTRY	TURNOVER (US\$ M) 2018
Antal Abbruch und Baumanagement	Frankfurt am Main	GERMANY	14.04
Armac Group	Solihull	UNITED KINGDOM	16.02
Bordeaux Demolition Service	Merignac	FRANCE	19.89
Break Thru Enterprises	Lombard	UNITED STATES	18.00
Cleveland Wrecking	Orange	UNITED STATES	16.00
Demoliciones Mitre	Buenos Aires	ARGENTINA	8.90
Eurco	Vinkovci	CROATIA	9.95
General Smontaggi	San Pietro Mosezzo	ITALY	16.38
Grant Mackay	Woods Cross	UNITED STATES	19.00
Guy Doyere	Pontchartrain	FRANCE	17.55
Helfaut Travaux	Helfaut	FRANCE	14.00
Lloyd D Nabors	Hutchins	UNITED STATES	15.00
Martens Demolition Company	Genk	BELGIUM	11.00
Nikau Contractors	Auckland	NEW ZEALAND	20.00
Prodemo	Epinay Sur Seine	FRANCE	10.00
Rachel Contracting	St Michael	UNITED STATES	17.00
R Baker & Son	Marlboro	UNITED STATES	20.00
Robinette Demolition	Villa Park	UNITED STATES	18.00
Silverado Contractors	Oakland	UNITED STATES	18.00
Uchimura Kogyo	Tokyo	JAPAN	14.00

only a 1.5% increase, despite having seven of the top 10 global percentage increases.

All told, the threshold for a place in the top 100 now sits at \$20 million, compared to \$18 million a year ago. As the list of selected companies outside the main table shows, there are a host of contractors waiting to come into the fold.

With the overall value of \$6.4 billion constituting – in round

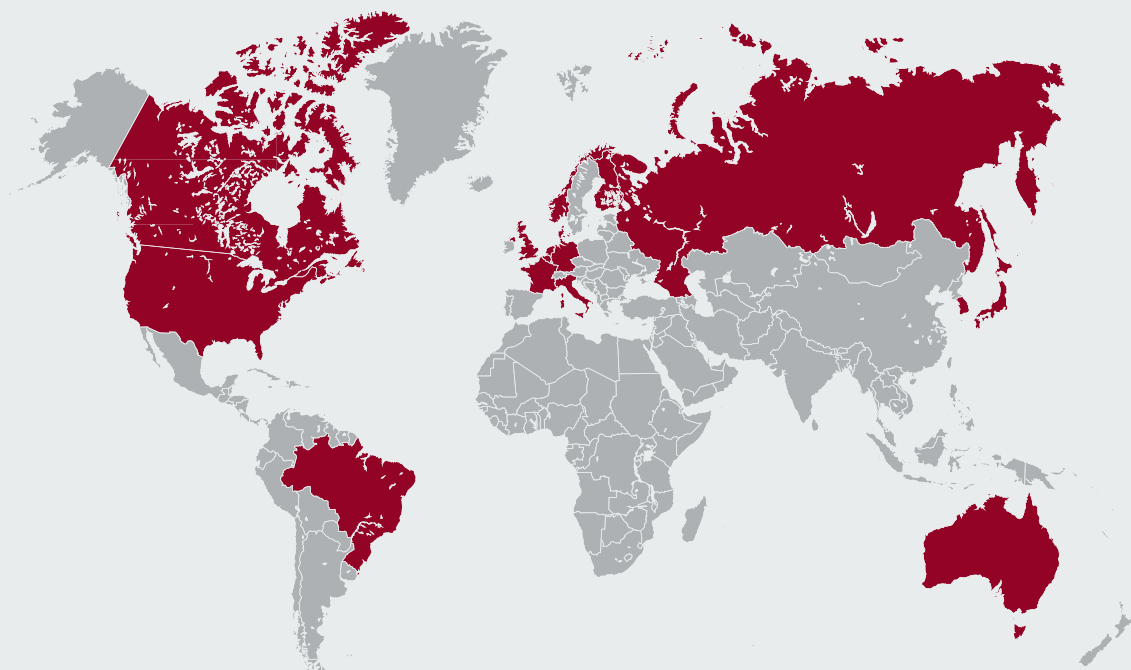
figures – a 5% increase on the previous year, a repeat during the next 12 months would see the 2020 listing having breached the \$6.5 billion barrier and the \$7 billion mark under threat. If Europe can match some of the revenue increases generated on the other side of the Atlantic, the picture going into the third decade of the 21st century could be even more positive.

It's a long way from 2008. ■



Germany's Hagedorn goes indoors at a job site in Dusseldorf

THE GLOBAL SPREAD



Australia	2
Belgium	1
Brazil	1
Canada	5
Denmark	1
Finland	1
France	4
Germany	11
Italy	1
Japan	4
Netherlands	5
Norway	1
Russia	1
South Korea	1
UK	26
USA	35

KHL OFFICES

UNITED KINGDOM (Head Office)

KHL Group LLP
Southfields, Southview Road,
Wadhurst, East Sussex, TN5 6TP, UK
Tel: +44 (0)1892 784 088

USA HEAD OFFICE

KHL Group Americas LLC
3726 East Ember Glow Way,
Phoenix, AZ 85050, USA
Tel: +1 480 659 0578

USA CHICAGO OFFICE

KHL Group Americas LLC
205 W. Randolph Street,
Suite 1320,
Chicago, IL 60606, USA
Tel: +1 312 496 3314

USA WAUKESHA OFFICE

20855 Watertown Road,
Suite 220,
Waukesha, WI 53186-1873, USA
Tel: +1 262 754 4100

CHINA OFFICE

KHL Group China
Room 769, Poly Plaza, No.14, South Dong
Zhi Men Street, Dong Cheng District,
Beijing 100027, P.R. China
Tel: +86 (0)10 6553 6676

SOUTH AMERICA OFFICE

KHL Group Américas LLC
Av. Manquehue 151, of 1108,
Las Condes, Santiago, Chile
Tel: +56 2 2885 0321

GERMANY OFFICE

KHL Group, Niemöllerstr. 9
73760 Ostfildern (Stuttgart), Germany.
Tel: +49 (0)711 3416 7471

